



MOST POPULAR CHECKOUTS

Of all the items borrowed this year, these were the most popular.




FICTION




YOUNG ADULT



CHILDREN'S



NON-FICTION



DVD



LELAND


TOWNSHIP PUBLIC LIBRARY

A World of Resources on the River



LELAND
TOWNSHIP PUBLIC LIBRARY

203 E. Cedar St. Leland, MI • (231) 256-9152 • LelandLibrary.org  



ANNUAL REPORT | 2023

A Message From the Director:

What a year we have had! The one thing that comes through time and time again is that people love the Leland Library! We remain a vibrant part of the community with new and innovative ways to serve our patrons while keeping the traditional library services that we all expect from the beloved institution that has been a part of Leelanau County for over 75 years.

Our goals for the coming year include the continued work on the renovation of the Library facilities so that we will remain relevant for generations to come. The renovation will include a larger children's room, better access for those with disabilities, a teen area, and an energy conscious design, to name just a few of the things we are planning.

As we look to the long term future we are working to improve our services and facilities while also introducing new collections and programs. We will honor the past and plan for the future so that we continue to be a cherished hub of the community.



Mark Morton
Mark Morton, Director


LIBRARY HIGHLIGHTS



Storytime families visit Main Street Gallery.



Lake Effect Family Band performs outdoor summer children's program.



Professional Dance on the lawn of the Library with TCDP.

Leelanau Reads Collaboration with the other Leelanau County Libraries.

First Annual Puzzle Competition was a huge success!



Trivia Night kept patrons entertained in Mud Season.

FINANCIAL OVERVIEW | 2022-2023

REVENUE		EXPENSES	
State	\$3,624	Salaries & Wages	\$107,340
Property tax	\$201,034	Library Materials	\$27,448
Penal fines	\$8,350	Facilities	\$22,709
Other Revenue	\$42,441	Programs	\$8,340
		Other Expenditures	\$64,793
Total Revenue	\$255,449	Total Expenses	\$230,630
		Transfer to Building Fund	\$24,819

188
New Library Cards

8,213
WiFi Sessions

34,050
Physical Items Checked Out

139
New Digital Users

10,408
Digital Materials Accessed

92
Programs & Events

1,951
People Attended Events

26,018
Library Visitors

3,600
Patrons Checking Out Materials

34,050
Items Circulated

8,553
Website Visits